



**KĀSIGA SCHOOL**  
**DEHRADUN**

**Holiday Homework Summer Break 2021**



**GRADE 7**

# ENGLISH

## **The World Flag**

### What you have to do–

1. Go through as many country flags as possible.
  2. Understand the meaning behind the various flags.
  3. Identify the values, movements, and messages that the flags stand for and wish to convey.
  4. Now, design your own World Flag.
  5. Use any material you wish to make the flag. (cloth, paper, paints, etc.)
  6. Make a video where you show your version of the World Flag and explain the meaning behind each and every detail that you have added to the flag.
- The video to be submitted by 28<sup>th</sup> June 2021.
  - Please email it to [rsethi@kasigaschool.com](mailto:rsethi@kasigaschool.com)
  - Mention your name in the email.

# HINDI

१. किन्हीं दो स्वतंत्रता सेनानियों अथवा शहीदों की जीवनी अपने शब्दों में लिखिए। साथ ही चित्र एवं हस्ताक्षर संलग्न कीजिए।
२. आजाद भारत की समस्याओं पर अपने दादा-दादी, माँ-पिताजी चर्चा करके उनके साथ हुए संवाद को लिखिए।
३. प्रकृति पर आधारित कविताएँ एकत्र करके उनकी सुंदर प्रस्तुति चार्ट पेपर पर करें।

# MATHEMATICS

## I) Flags and Symmetry


Collect pictures of the flags of any 5 countries and draw their lines of Symmetry.

Sl.No	Picture of Flag	Country	No. of lines of symmetry

## II) Let's Design!

Take an A4 sheet. Draw only **one** geometrical design using a compass and colour it.

Example:



# SCIENCE

## **INSTRUCTIONS-**

- a. The given work is to be done in a project file.
  - b. All work to be submitted by 01.07.21 on MS Teams assignment or on the given email id- [rmathur@kasigaschool.com](mailto:rmathur@kasigaschool.com)
  - c. This homework is a part of internal assessment and marks will be awarded on the basis of the given parameters-
    - **Presentation** -3 Marks
    - **Originality and Research work** -3 Marks
    - **Content**-2 Marks
    - **Timely submission**- 2Marks
- 

## **A. Experimental Investigation-**

Take a slice of bread. Sprinkle some water on it and leave it in a moist place for 2-3 days. Observe white, green patches of thread-like growth on it. Write the answers for following questions in your notebook:

- a) What kind of organism must have grown on the slice?
- b) How do such organisms obtain nutrition and what is this mode of nutrition known as?

## **B. Research Based Project-**

TOPIC: Issues related to fresh water scarcity.

Write a brief report in 100 – 150 words approximately, on how each of these issues is affecting fresh water supply in our country.

- Climate Change
- Deforestation
- Pollution

Make a poster on “Water Conservation” with a slogan.

C. Spot as many living organisms (plants and animals) as possible in the puzzle given by encircling them. Write the names in your file and categorize them into autotrophs and heterotrophs. Classify the heterotrophs into herbivores, carnivores, omnivores & saprotrophs.

B	R	O	S	E	A	T	C	R	O	W
A	A	G	N	B	H	I	N	D	I	B
N	B	N	G	I	N	G	E	R	C	L
Y	B	A	N	H	B	E	C	O	W	F
A	I	M	U	S	H	R	O	O	M	F
N	T	G	B	E	R	M	W	F	I	O
E	L	E	P	H	A	N	T	S	C	X
T	S	A	E	Y	N	P	H	B	E	E
C	A	R	R	O	T	U	L	S	I	X


# SOCIAL SCIENCE

## A. HISTORY:

Visit <https://youtu.be/-XBxILvNECg> and watch the 'Light and sound show' at Red Fort. After watching it, make a **Power Point Presentation** on Delhi Sultanate and Mughal Empire.




**Guidelines for making the power point are as follows:**



- Students are required to research on the five dynasties that ruled during the Sultanate period and the first six Mughal emperors.
- Number of slides: not more than 15.
- Colour, Font, Text, Pictures should be appropriately used.
- Use animations, pictures to make your ppt.
- Reference: XSEED CONTENT BOOK - History: BLOCK- 3, 4 and 5; Internet, other Historical books.

## B. CIVICS:

Imagine you and your friends have formed a political party. Prepare an '**Election Manifesto**' for your party. You can also design your election symbol. Remember the election symbol should reflect the principles of your political party. (Use an A4 sheet)



## C. GEOGRAPHY:

Saving environment is an important step towards making a sustainable and safer future. Be a green crusader and spread awareness around you.

Take the printout of the crossword attached herewith on a sheet and paste the completed sheet in your GEOGRAPHY Notebook. If you do not have a printer then just write the answers in your notebook.



Value point → Rubrics ↓	0	1	2	3	4	5
Completion of Project/worksheet						
Neat and clean work						
Content						
Work Presentation						

**D. CROSSWORD:**

1 P								2 N
								10 W
3 E		O		O			Y	
								9 S
4 R							L	E
5 E			6 S					8 O
			7 G					N



**THE ENVIRONMENT CROSS WORD**



**CLUES:** Use the following clues to fill the crossword given above. Happy solving!!!

- |   |  |
|---|--|
| <p>1. <b>(ACROSS)</b> Smoke from factories causes this</p> <p><b>(DOWN)</b> To protect environment we must..... the trees.</p> <p>2. What loudspeakers and crackers make and disturb little babies</p> <p>3. The study of the environment around us</p> <p>4. Paper is precious. We can..... it.</p> <p>5. The CDs, computers become this when they are unusable.</p> | <p>6. Fog and smoke mix and make this</p> <p>7. .... House gases cause global warming.</p> <p>8. This layer protects us from harmful Ultra Violet rays.</p> <p>9. The source of clean solar energy.</p> <p>10. With this, we can use renewable energy of wind.</p> |
|---|--|